





Eddis Avanté 2007

Don't be fooled by its entry-level status and low retail price. Avanté is excellent value for money and easily competes against supposedly higher specification and higher priced vehicles.

The range offers far more than many touring caravans in this category.

In 2007 Avanté receives an external and internal fixture and fittings upgrade along with a choice of two new upholsteries. And with a full range of optional extras you can tailor the specification of any of the 9 models to suit your needs.

2007 also sees the addition of the new 544 fixed bed single axle model to the Avanté range.

Avanté - Exterior Styling

New Eddis family graphic design and vehicle decals, new design high level marker lights and an exterior access locker door with 230v output socket on all models brings more style and practicality to the Avanté range.

At the rear of the caravan is a highly reflective rear visibility panel to aid nighttime safety whilst towing and at the front the gas locker has been modified to take the new BP Light gas bottle as well as traditional steel cylinders.



AVANTÉ





544 (Option B)



544 (Option B)

Avanté - Interior Living Space

Select from a choice of two new interior designs with fully coordinating upholstery fabrics, pelmets, curtains and loose lay removable carpets.

The solid wood decorative locker doors and internal veneered furniture is made from distinctive Montreal Maple, whilst all worktops are finished with decorative laminate.

New for 2007 is the addition of Montreal Maple veneer wall boards to all living areas with brushed steel effect wall board in the kitchen that combine to give Avanté the look of more expensive caravan interiors.

Drop down bed box doors to the front dinette seating are now standard specification.

An extension to the occasional table top on the front chest of drawers simply slides out from underneath and drops neatly into place. The whole unit can be removed to provide a full wraparound seating area (parallel lounge models only).

The Kitchen

A Spinflo 3 burner hob with large high-speed multi-function burner gives a greater range of options when using larger pans for cooking. Add to this the Prima Mark3 oven and the cooking of any meal is easily accommodated.

Food preparation is also given a helping hand with the space saving single sink, with bespoke silver washing up bowl and removable drainer, freeing up more work surface when you need it the most.

The Thetford N80e 81ltr refrigerator now comes with electronic ignition as standard.



556 (Option A)


Avanté 362

2 Berth
1 x Double
or
2 x Single beds




Avanté 482

2 Berth
1 x Double
or
2 x Single beds



Avanté 505


5 Berth
1 or 2 Doubles
2 x Single
1 x Bunk bed



Option A - Arno


Avanté 534

4 Berth
1 x Fixed bed
1 x Double bed



Avanté 540

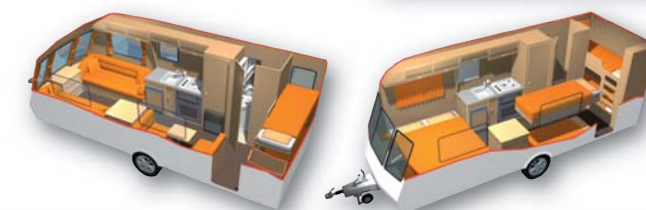
4 Berth
1 x Fixed double
2 x Fixed single



aOption B - Mombassa

Avanté 556

6 Berth
1 x Double
4 x Bunk beds
(6 x Singles)




Avanté 524

4 Berth
1 x Double
1 or 3 Singles
1 x Bunk bed



Avanté 544

4 Berth
1 x Fixed double
1 x Double bed



NEW

Avanté 636

6 Berth
1 x Double
2 x Single
2 x Bunk beds



AVANTÉ TECHNICAL SPECIFICATIONS 2007

	362	482	505	524	534	544	540	556	636	
Number of Berths	2	2	5	4	4	4	4	6	6	
Interior Length	3683mm / 121'	4732mm / 15'6"	5034mm / 16'6"	5344mm / 17'6.5"	5486mm / 18'0"	5599mm / 18'5"	5526mm / 18'2"	5436mm / 17'10"	6125mm / 20'1"	
Exterior body length	4504mm / 149.5'	5553mm / 18'3"	5855mm / 19'2"	6165mm / 20'3"	6307mm / 208.5'	6429mm / 21'	6347mm / 20'10"	6257mm / 20'6.5"	6946mm / 229.5'	
Shipping Length	5405mm / 17'9"	6454mm / 21'2"	6756mm / 22'2"	7066mm / 23'2"	7208mm / 23'8"	6985mm / 22'11"	7248mm / 23'9"	7158mm / 23'6"	7847mm / 25'9"	
Overall Width	2148mm / 70.5"	2148mm / 70.5"	2148mm / 70.5"	2148mm / 70.5"	2286mm / 76"	2286mm / 76"	2286mm / 76"	2286mm / 76"	2286mm / 76"	
Overall Height	2726mm / 8'11"	2726mm / 8'11"	2726mm / 8'11"	2726mm / 8'11"	2726mm / 8'11"	2726mm / 8'11"	2726mm / 8'11"	2726mm / 8'11"	2726mm / 8'11"	
Maximum Headroom	1908mm / 6'3"	1908mm / 6'3"	1908mm / 6'3"	1908mm / 6'3"	1908mm / 6'3"	1908mm / 6'3"	1908mm / 6'3"	1908mm / 6'3"	1908mm / 6'3"	
Wheel Rim	5.5J x 14	5.5J x 14	5.5J x 14	5.5J x 14	5.5J x 14	5.5J x 14	5.5J x 14	5.5J x 14	5.5J x 14	
Tyre Pressure at MTPLM in psi	36psi	40psi	58psi	58psi	62psi	62psi	62psi	62psi	36psi	
Brake Size	200/50	200/50	200/50	200/50	200/50	200/50	200/50	200/50	200/50	
Awning Sizes Ground to Ground	7930mm / 26'0"	8980mm / 29'6"	9280mm / 30'5"	9590mm / 31'5"	9730mm / 31'11"	9950mm / 32'6"	9770mm / 32'1"	9680mm / 31'9"	10370mm / 34'0"	
Bed Sizes	Option 1 1 x Single 1830 x 673mm 6'0" x 2'2.5" 1 x Single 1830 x 673mm 6'0" x 2'2.5"	1 x Single 1830 x 673mm 6'0" x 2'2.5" 1 x Single 1830 x 673mm 6'0" x 2'2.5"	1 x Single 1830 x 673mm 6'0" x 2'2.5" 1 x Single 1830 x 673mm 6'0" x 2'2.5" 1 x Double 1980 x 1135mm 6'6" x 3'9" 1 x Single 1875 x 570mm 6'2" x 1'10.5"	1 x Single 1830 x 673mm 6'0" x 2'2.5" 1 x Single 1830 x 673mm 6'0" x 2'2.5" 1 x Single 1800 x 630mm 5'11" x 2'1" 1 x Single 1665 x 570mm 5'5" x 1'10.5"	1 x Double 2074 x 1332mm 6'10" x 4'4" 1 x Double 1830 x 1290mm 6'0" x 4'3"	1 x Double 2074 x 1200mm 6'10" x 3'11" 1 x Double 1830 x 1290mm 6'0" x 4'3"	1 x Single 2140 x 710mm 7'0" x 2'4" 1 x Single 2113 x 720mm 6'11" x 2'4" 1 x Double 1930 x 1375mm 6'4" x 4'5"	1 x Single 1830 x 720mm 6'0" x 2'4" 1 x Single 1830 x 673mm 6'0" x 2'2.5" 1 x Single 1830 x 720mm 6' x 2'4" 1 x Single 1632 x 570mm 5'4" x 1'10.5" 2 x Single 1830 x 610mm 6'0" x 2'0"	FRONT 2 x Single 1830 x 720mm 6'0" x 2'4" OR 1 x Double 2074 x 1420mm 6'10" x 4'8" AND REAR 2 x Single 1830 x 690mm 6'0" x 2'3" 2 x Single 1680 x 570mm 5'6" x 1'10"	FRONT 2 x Single 1830 x 720mm 6'0" x 2'4" OR 1 x Double 2074 x 1420mm 6'10" x 4'8" AND REAR 1 x Double 2164 x 1420mm 7'1" x 4'8" 2 x Single 1680 x 570mm 5'6" x 1'10"
Option 2	1 x Double 1980 x 1420mm 6'6" x 4'8"	1 x Double 1980 x 1420mm 6'6" x 4'8"	1 x Double 1980 x 1420mm 6'6" x 4'8" 1 x Double 1980 x 1135mm 6'6" x 3'9" 1 x Single 1875 x 570mm 6'2" x 1'10.5"	1 x Double 1980 x 1420mm 6'6" x 4'8" 1 x Single 1800 x 630mm 5'11" x 2'1" 1 x Single 1665 x 570mm 5'5" x 1'10.5"				1 x Double 2074 x 1420mm 6'10" x 4'8" 1 x Single 1800 x 630mm 5'11" x 2'1" 1 x Single 1632 x 570mm 5'4" x 1'10.5" 2 x Single 1830 x 610mm 6'0" x 2'0"		
M.T.P.L.M.	1100kgs / 21.61cwt	1265kgs / 24.48cwt	1380kgs / 27.11cwt	1375kgs / 27cwt	1441kgs / 28.30cwt	1500kgs / 29.46cwt	1450kgs / 28.48cwt	1450kgs / 28.48cwt	1700kgs / 33.39cwt	
Mass in Running Order	921kgs / 18.09cwt	1083kgs / 21.27cwt	1158kgs / 22.74cwt	1162kgs / 22.82cwt	1225kgs / 24.06cwt	1282kgs / 25.18cwt	1233kgs / 24.21cwt	1214kgs / 23.84cwt	1457kgs / 28.62cwt	
Essential Habitation Equipment	53kgs / 1.04cwt	53kgs / 1.04cwt	53kgs / 1.04cwt	53kgs / 1.04cwt	53kgs / 1.04cwt	53kgs / 1.04cwt	53kgs / 1.04cwt	53kgs / 1.04cwt	53kgs / 1.04cwt	
Maximum User Payload	181kgs / 3.96cwt	184kgs / 3.61cwt	224kgs / 4.40cwt	217kgs / 4.26cwt	219kgs / 4.30cwt	220kgs / 4.32cwt	219kgs / 4.3cwt	238kgs / 4.68cwt	245kgs / 4.81cwt	
Maximum Hitch Weight	100kgs / 1.96cwt	100kgs / 1.96cwt	100kgs / 1.96cwt	100kgs / 1.96cwt	100kgs / 1.96cwt	100kgs / 1.96cwt	100kgs / 1.96cwt	100kgs / 1.96cwt	100kgs / 1.96cwt	
Optional Equipment Payload	30kgs / 0.59cwt	30kgs / 0.59cwt	30kgs / 0.59cwt	30kgs / 0.59cwt	30kgs / 0.59cwt	30kgs / 0.59cwt	30kgs / 0.59cwt	30kgs / 0.59cwt	30kgs / 0.59cwt	

A manufacturing tolerance has been added to **Mass in Running Order** before calculating the **Maximum User Payload**.
Maximum User Payload includes **Essential Habitation Equipment**, Personal Effects and Optional Equipment.

Note 1: Please take care to ensure that you have allowed for the masses of all items you intend to carry in the caravan.
Note 2: Warning under no circumstances must the Technical Permissible Laden Mass of the caravan be exceeded.
Note 3: All data is calculated using metric weights and measurements. The Imperial figures quoted are conversions thereof.

Avanté – Model Specific Improvements for 2007

- Separate shower cubicle and improved toilet position in Avanté 534.
- Vanity locker added to 540/505/636 washrooms.

